

## Bus system cable - SAC-5P-20,0-U30/MINFR - 1416878


Please be informed that the data shown in this PDF Document is generated from our Online Catalog. Please find the complete data in the user's documentation. Our General Terms of Use for Downloads are valid (<http://phoenixcontact.com/download>)



Bus system cable, DeviceNet™, 5-position, PVC, gray, free cable end, A - standard, on Socket angled 7/8"-16UNF, A - standard, cable length: 20 m

### DeviceNet

#### Key Commercial Data

Packing unit	1 STK
GTIN	 4 055626 219585
GTIN	4055626219585

#### Technical data

##### Dimensions

Length of cable	20 m
-----------------	------

##### Ambient conditions

Ambient temperature (operation)	-20 °C ... 75 °C (Plug / socket)
Degree of protection	IP68

##### General

Rated current at 40°C	4 A
Rated voltage	600 V AC 600 V DC
Number of positions	5
Color handle area	gray
Insulation resistance	≥ 100 MΩ
Coding	A - standard
Signal type/category	DeviceNet™
Status display	No
Protective circuit/component	Unwired
Torque	10 lb <sub>r</sub> -in. 1.12 Nm

##### Material

Contact material	CuZn
------------------	------

# Bus system cable - SAC-5P-20,0-U30/MINFR - 1416878

## Technical data

### Material

Contact surface material	Au
Contact carrier material	PVC
Material of grip body	PVC
Material, knurls	Anodized aluminum

### Cable

Cable type	CAN Bus/DeviceNet drop cable
Cable abbreviation	U30
Cable structure	2xAWG24+2xAWG22+1xAWG18
Conductor cross section	2 x AWG 24 data cable
	2 x AWG 22 power supply
	1 x AWG 18 drain wire
AWG signal line	24
AWG power supply	22
Conductor structure signal line	19 x AWG 36
Conductor structure, voltage supply	19 x AWG 34
Wire colors	Red-black, blue-white
Twisted pairs	2 cores to the pair
Type of pair shielding	Plastic-coated aluminum foil, aluminum side outside
Overall twist	2 pairs around a drain wire in the center to the core
Shielding	Tinned copper braided shield
Optical shield covering	65 %
External sheath, color	gray
External cable diameter D	6.6 mm
Outer sheath, material	PVC
Material conductor insulation	Foamed PE
	PVC (Power supply)
Conductor material	Tin-plated Cu litz wires
Flame resistance	UL 1581, FT4
Resistance to oil	OIL RES I according to UL 2256
Other resistance	UV resistant (720 h) UL 2556
Ambient temperature (operation)	-20 °C ... 75 °C (cable, fixed installation)
	-5 °C ... 80 °C (cable, flexible installation)

### Standards and Regulations

Flame resistance	UL 1581, FT4
Resistance to oil	OIL RES I according to UL 2256
Other resistance	UV resistant (720 h) UL 2556

### Environmental Product Compliance

China RoHS	Environmentally Friendly Use Period = 50
------------	--

# Bus system cable - SAC-5P-20,0-U30/MINFR - 1416878

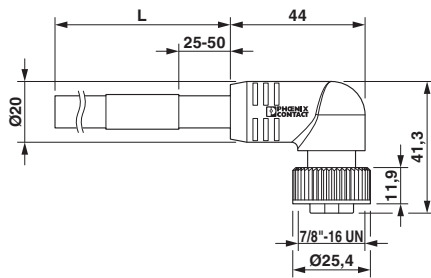
## Technical data

### Environmental Product Compliance

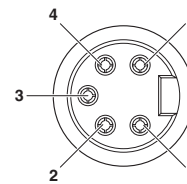
	For details about hazardous substances go to tab "Downloads", Category "Manufacturer's declaration"
--	---

## Drawings

Dimensional drawing



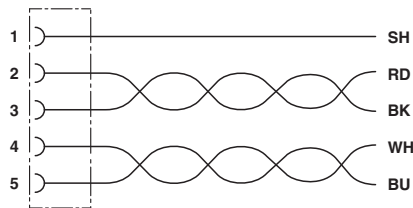
Schematic diagram



Pin assignment, socket, 7/8"-16UNF, 5-pos., view of female side

7/8"-16UNF socket, angled

Circuit diagram



Contact assignment of 7/8" socket

Phoenix Contact 2018 © - all rights reserved  
<http://www.phoenixcontact.com>

PHOENIX CONTACT GmbH & Co. KG  
Flachsmarktstr. 8  
32825 Blomberg  
Germany  
Tel. +49 5235 300  
Fax +49 5235 3 41200  
<http://www.phoenixcontact.com>